



M2: Theme Widgets Transfer Pro

User Guide

Table of Contents

INTRODUCTION3

SETTINGS4

 - General Settings6

WIDGETS SETTINGS7

 - 'Widgets Pro' Page9



INTRODUCTION

The extension 'Theme Widgets Transfer Pro' aims to simplify the process of widgets managing in the admin panel. It lets you duplicate and delete one or several widgets.

You don't need to edit each widget manually any more. Select widgets and use mass action on the 'Widgets Pro' page.

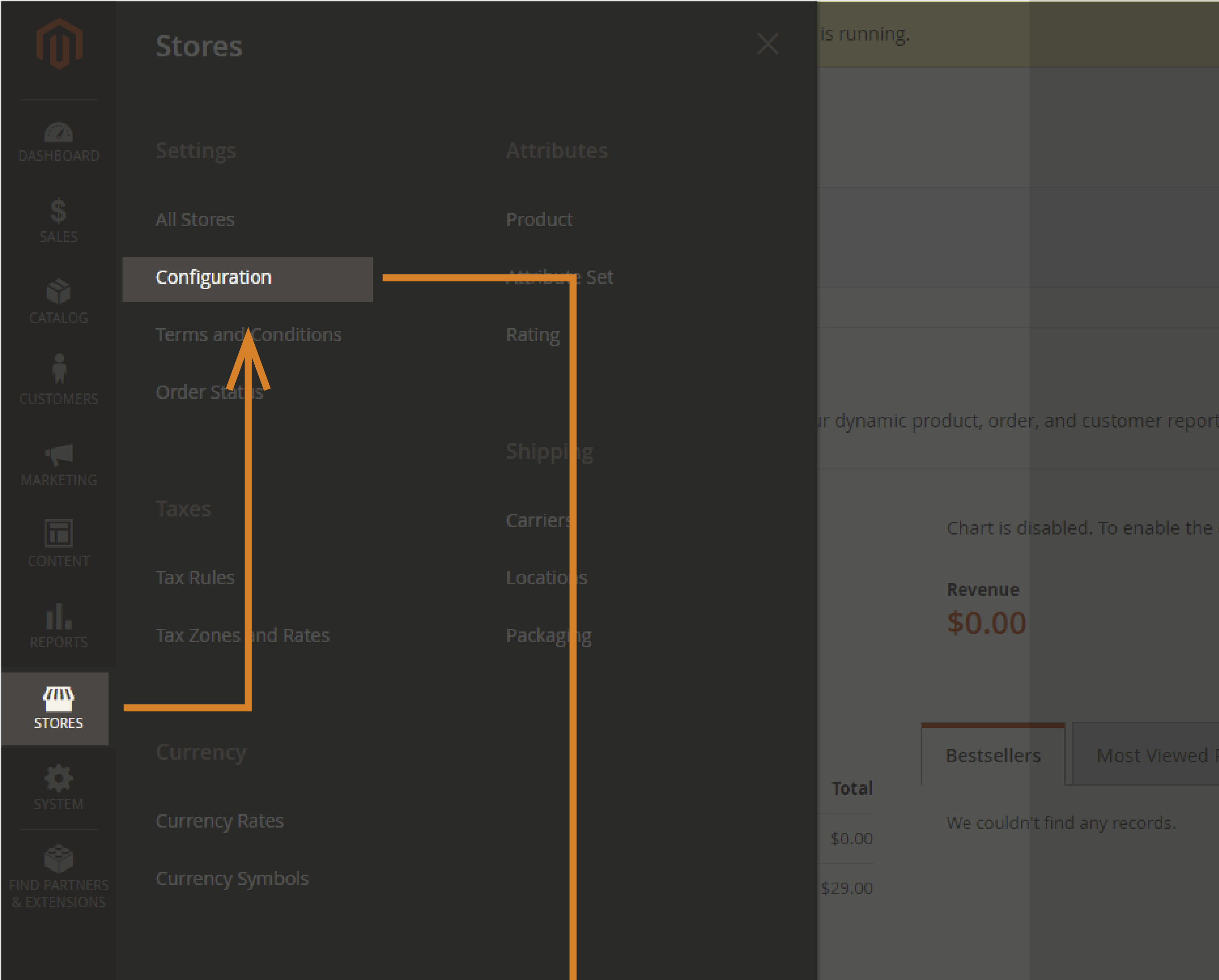
Main Features:

- **Duplicate widgets.** Duplicate selected widgets from one theme to another or within one theme.
- **Delete widgets.** Possibility to choose widgets and delete them all in one click.
- **Use the dropdown list.** Apply delete and duplicating actions to several widgets simultaneously.
- **Display the default 'Widget' page.** Show the default 'Widget' page in the admin panel if you need of you can hide it.

SETTINGS

To configure this module go to Admin panel

- Stores
- ↓
- Configuration
- ↓
- Extait Modules
- ↓
- Theme Widgets Transfer Pro



^
BACK TO
CONTENTS

Configuration

Store View: Default Config ?

Save Config

- GENERAL
- CATALOG
- CUSTOMERS
- SALES
- DOTMAILER
- EXTAIT MODULES
- Theme Widgets Transfer Pro
- SERVICES
- ADVANCED

Country Options

State Options

Locale Options

Store Information

Single-Store Mode

General Settings

Configuration

Store View: Default Config ?

Save Config

GENERAL

GENERAL SETTINGS

Enable Module [store view] Yes

Allow Duplicating Within the Theme [store view] Yes

Display the Default 'Widgets' Page [store view] Yes

Enable Module [store view] Yes

Allow Duplicating Within the Theme [store view] Yes

Display the Default 'Widgets' Page [store view] Yes

Allow Duplicating Within the Theme [store view] Yes

Display the Default 'Widgets' Page [store view] Yes

Allow Duplicating Within the Theme [store view] Yes

Display the Default 'Widgets' Page [store view] Yes

Allow displaying the default 'Widgets' page

Theme Widgets Transfer Pro

SERVICES

ADVANCED

Select 'Yes' to enable the module.

Select 'Yes' to display the default 'Widgets' page.

Select 'Yes' to allow duplicating widgets that have been already created in this theme.

WIDGETS SETTINGS

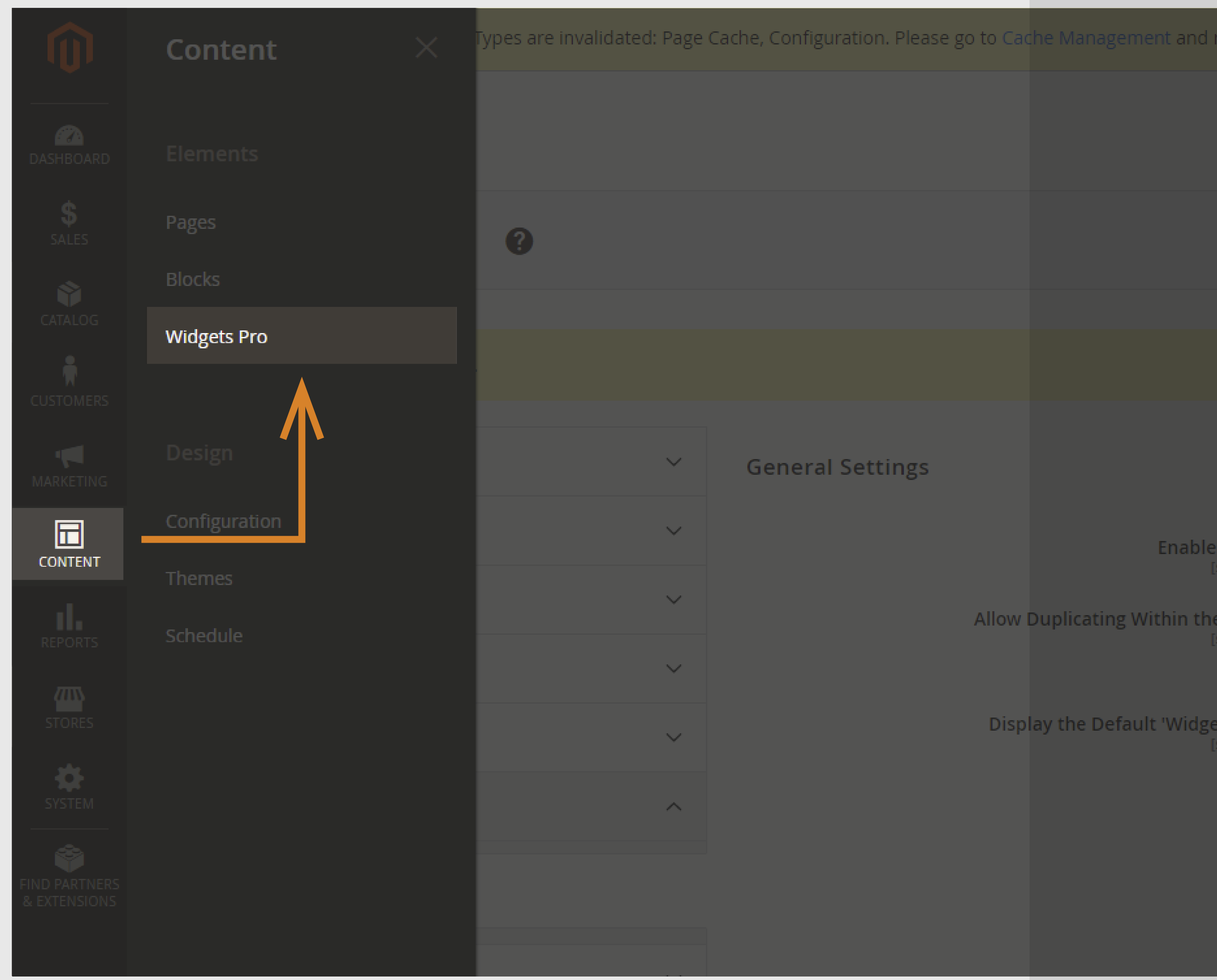
It's possible to display 'Widgets Pro' page instead of the default 'Widgets' page, or to display both pages.

To manage widgets go to Admin Panel

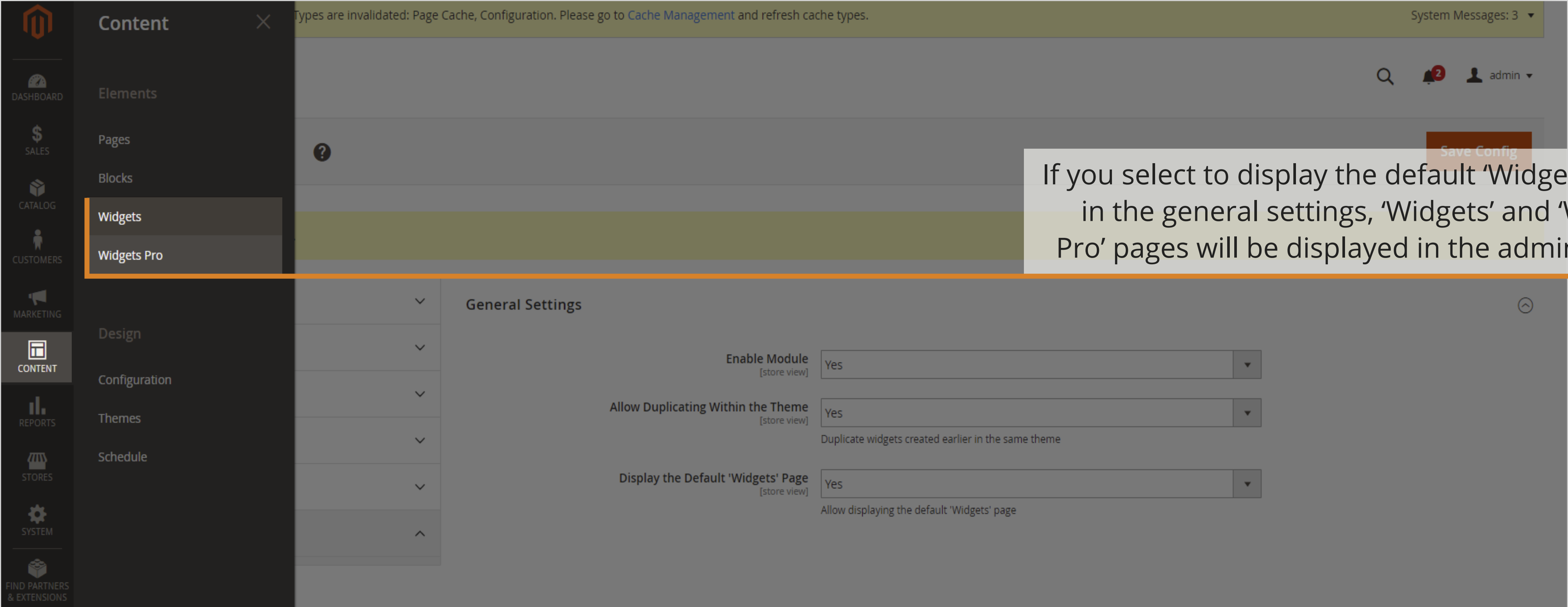
Content



Widgets Pro



It is also possible to display default 'Widgets' and 'Widgets Pro' together.



If you select to display the default 'Widgets' page in the general settings, 'Widgets' and 'Widgets Pro' pages will be displayed in the admin panel.

'Widgets Pro' Page

Custom 'Widgets Pro' page contains additional interface elements that expand page functionality.

Filter

Widgets Pro

Add Widget

Filters

Default View

Columns

22 records found (2 selected)

20 per page

1 of 2

Actions

Duplicate to

Delete

			Widget Type	Theme		
<input type="checkbox"/>	1	Contact Us Info	CMS Static Block	Magento Luma		
<input checked="" type="checkbox"/>	2	Footer Links	CMS Static Block	Magento Luma		
<input checked="" type="checkbox"/>	3	Sale Left Menu	CMS Static Block	Magento Luma		
<input type="checkbox"/>	4	Gear Left Menu	CMS Static Block	Magento Luma	0	Edit
<input type="checkbox"/>	5	Men's Left Menu	CMS Static Block	Magento Luma	0	Edit
<input type="checkbox"/>	6	Women's Left Menu	CMS Static Block	Magento Luma	0	Edit
<input type="checkbox"/>	7	What's New Left Menu	CMS Static Block	Magento Luma	0	Edit
<input type="checkbox"/>	8	Women Category Content	CMS Static Block	Magento Luma	0	Edit
<input type="checkbox"/>	9	Training Category Content	CMS Static Block	Magento Luma	0	Edit

The dropdown list lets select the action to apply.

Mark checkboxes to choose the widgets to which you want to apply the action.

Select a theme to which you want to duplicate the selected widgets.

Widgets Pro

22 records found (2 selected)

Actions

Magento Blank

Magento Luma

20 per page

1 of 2

Filters

Default View

Columns

1

Contact Us Info

CMS Static Block

Magento Luma

0

Edit

☒

2

Footer Links

CMS Static Block

Magento Luma

0

Edit

☒

3

Sale Left Menu

CMS Static Block

Magento Luma

0

Edit

☐

4

Gear Left Menu

CMS Static Block

Magento Luma

0

Edit

☐

5

Men's Left Menu

CMS Static Block

Magento Luma

0

Edit

☐

6

Women's Left Menu

CMS Static Block

Magento Luma

0

Edit

☐

7

What's New Left Menu

CMS Static Block

Magento Luma

0

Edit

☐

8

Women Category Content

CMS Static Block

Magento Luma

0

Edit

☐

9

Training Category Content

CMS Static Block

Magento Luma

0

Edit

Select the theme to duplicate widgets to.

- 10 -



Thank you for buying our extension!

In case you have any questions, feel free to contact support:

<https://extait.com/support>